

# SKY MATE 500DS – 8mm USER MANUAL



*All persons operating this equipment must read and completely understand this manual.*

*Any operation in violation of these instructions is at the operator's own risk.*

*Keep this manual with the equipment at all times.*

---



N.V. SKY CLIMBER EUROPE S.A. – Nijverheidsstraat 23 - 2570 Duffel - Belgium  
Email: [info@skyclimber.be](mailto:info@skyclimber.be) - Tel: +32 (0)3 887 81 20 - Fax: +32 (0)3 887 09 94  
KBC Bank 733 0170133 25 - BTW: BE 0407 249 055 - HRA 185.015

---

Website: <http://www.skyclimber.com>  
SKY CLIMBER LLC - 1800 Pittsburgh Drive - Delaware - OHIO 43015 - U.S.A  
Email: [info@skyclimber.com](mailto:info@skyclimber.com) - Tel: +1 740 203 3900 - Fax: +1 740 203 3901

## 1. Purpose, limitations and condition of use.

USE THE HOIST FOR LIFTING MATERIALS ONLY. THE HOIST SHOULD NEVER BE USED TO TRANSPORT A PERSON.

KEEP HANDS, FEET, OTHER BODY PARTS, AND CLOTHING WAY FROM STEEL WIRE ROPE, AND MOVING OR ROTATING PARTS OF THE HOIST WHEN OPERATING THE HOIST.

DO NOT ALLOW ANYONE TO WALK UNDER THE HOIST WHILE IT IS IN OPERATION.

DO NOT LIFT MATERIAL ABOVE A PLATFORM FOR PERSONS.

MAKE SURE THAT THE CABLE IS ALWAYS LONGER THAN THE TOTAL HIGHT FROME BASEMENT TO HOIST.

### HOIST SPECIFICATIONS:

THE MAXIMUM CAPACITY OF THE HOIST IS **500 KG**.  
DO NOT OVERLOAD HOIST.

POWER SUPPLY: 1x 230V  
NOMINAL CURRENT: 16A  
HOISTING SPEED: 17m/min  
SELFWEIGHT: 45 Kg

### INSTALLATION GUIDE LINES:

- DISTANCE OF THE SUSPENSION POINTS: 340mm
- MAKE SURE THAT THE OUTGOING STEEL WIRE ROPE IS GUIDING AWAY FROM THE LIFTING STEEL WIRE ROPE TO AVOID TWISTING.

### ADVICE:

- THE SUPPLY CABLE SHOULD BE KAPT SHORT. (as delivered)
- IF THE PENDANT SHOULD BE VERY LONG, PLEASE CONTACT SKY CLIMBER FOR ADVICE.

### MAINTENANCE:

AFTER 100 HOURS OF RUNNING OR AFTER 1 YEAR. (Whatever comes first)



## 2. Schematic view of the Material Hoist

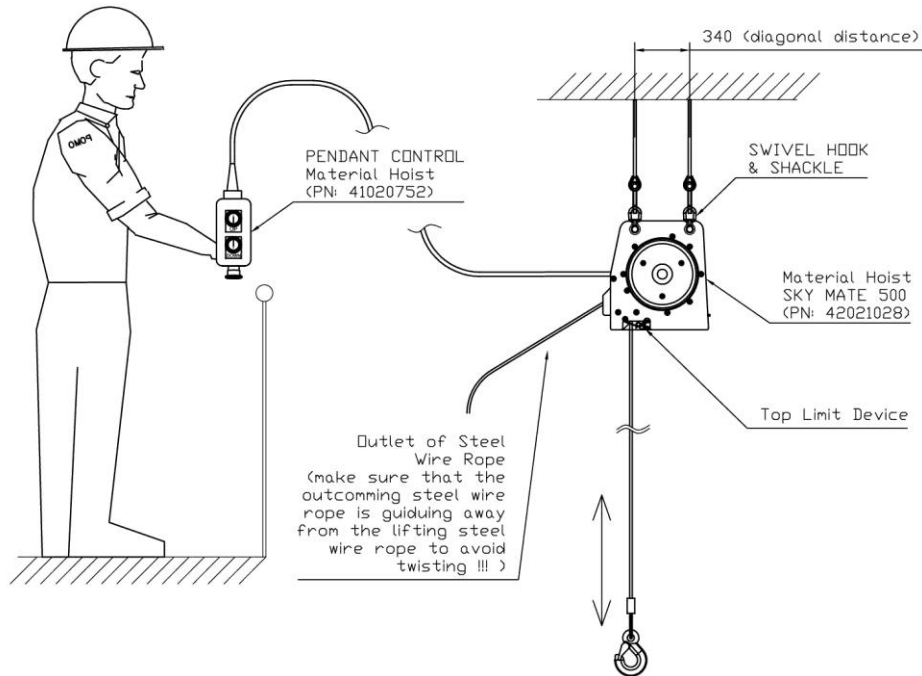
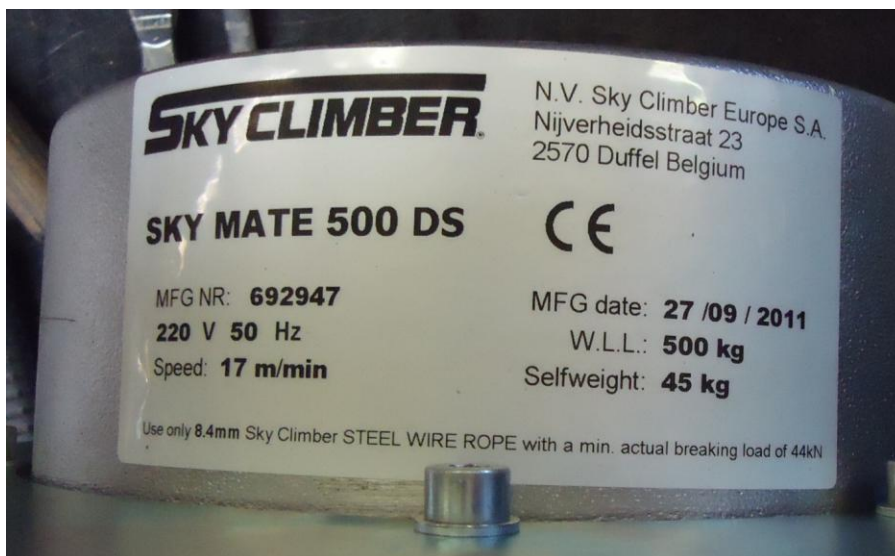



Figure 1: Schematic view of material Hoist

## 3. Nameplate




#### 4. General view and components



SWIVEL HOOK  
& SHACKLE CONNECTION

4 POLE PLUG  
(top limit)

10 POLE PLUG  
(power supply  
and pendant)



Suspension Rod

Outlet of Steel  
Wire Rope





Top limit switch:

The top limit stops the up movement of the Hoist.



Top limit switch

Top limit stricker plate



PENDANT CONTROL:  
1x UP  
1x DOWN  
1x EMERGENCY



